

## Introductory sub-table (I)(a)

Name of the Company:	SHYAMKAMAL INVESTMENTS LTD
Scrip Code, Name of the scrip, class of security:	505515
Quarter ended:	31/3/2014

Partly paid-up shares:-	No. of partly paid-up shares	As a % of total no. of partly paid-up shares	As a % of total no. of shares of the company
Held by promoter/promoter group	0	NIL	0
Held by public	0	NIL	0
<b>Total - D</b>	<b>NIL</b>	<b>NIL</b>	<b>NIL</b>

Outstanding convertible securities:-	No. of outstanding securities	As a % of total no. of outstanding convertible securities	As a % of total no. of shares of the company, assuming full conversion of the convertible securities
Held by promoter/promoter group	0	NIL	NIL
Held by public	0	NIL	NIL
<b>Total - E</b>	<b>NIL</b>	<b>NIL</b>	<b>NIL</b>

Warrants:-	No. of warrants	As a % of total no. of warrants	As a % of total no. of shares of the company, assuming full conversion of warrants
Held by promoter/promoter group	0	NIL	NIL
Held by public	0	NIL	NIL
<b>Total - F</b>	<b>NIL</b>	<b>NIL</b>	<b>NIL</b>


Total paid-up capital of the company, assuming full conversion of warrants and convertible securities	8290000
---	---------



**Statement Showing Shareholding Pattern**

**Table (I)(a)**

Category code	Category of Shareholder	Number of Shareholders	Total number of shares	Number of shares held in dematerialized form	Total shareholding as a percentage of total number of shares		Shares Pledged or otherwise encumbered
					As a percentage of (A+B) <sup>1</sup>	As a percentage of (A+B+C)	
(A)	<b>Shareholding of Promoter and Promoter Group<sup>2</sup></b>						
1	<b>Indian</b>						
(a)	Individuals/Hindu Undivided Family	4	35010	0	0.42	0.42	0
(b)	Central Government/ State Government(s)	0	0	0	0.00	0.00	0
(c)	Bodies Corporate	0	0	0	0.00	0.00	0
(d)	Financial Institutions/ Banks	0	0	0	0.00	0.00	0
(e)	Any Others(Specify)	0	0	0	0.00	0.00	0
(e-i)	Other Individuals	0	0	0	0.00	0.00	0
(e-ii)	Mutual Fund	0	0	0	0.00	0.00	0
(e-iii)	Body Corp in Concert	0	0	0	0.00	0.00	0
(e-iv)	Non Government Institutions	0	0	0	0.00	0.00	0
	<b>Sub Total(A)(1)</b>	<b>4</b>	<b>35010</b>	<b>0</b>	<b>0.42</b>	<b>0.42</b>	<b>0</b>
2	<b>Foreign</b>						
a	Individuals (Non-Residents Individuals/ Foreign Individuals)	0	0	0	0.00	0.00	0
b	Bodies Corporate	0	0	0	0.00	0.00	0
c	Institutions	0	0	0	0.00	0.00	0
d	Any Others(Specify)	0	0	0	0.00	0.00	0
	<b>Sub Total(A)(2)</b>	<b>0</b>	<b>0</b>	<b>0</b>	<b>0.00</b>	<b>0.00</b>	<b>0</b>
	<b>Total Shareholding of Promoter and Promoter Group (A)= (A)(1)+(A)(2)</b>	<b>4</b>	<b>35010</b>	<b>0</b>	<b>0.42</b>	<b>0.42</b>	<b>0</b>
(B)	<b>Public shareholding</b>						
1	<b>Institutions</b>						
(a)	Mutual Funds/ UTI	0	0	0	0.00	0.00	0
(b)	Financial Institutions/ Banks	0	0	0	0.00	0.00	0
(c)	Central Government/ State Government(s)	0	0	0	0.00	0.00	0
(d)	Venture Capital Funds	0	0	0	0.00	0.00	0
(e)	Insurance Companies	0	0	0	0.00	0.00	0
(f)	Foreign Institutional Investors	0	0	0	0.00	0.00	0
(g)	Foreign Venture Capital Investors	0	0	0	0.00	0.00	0
(h)	Any Other (specify)	0	0	0	0.00	0.00	0
	<b>Sub-Total (B)(1)</b>	<b>0</b>	<b>0</b>	<b>0</b>	<b>0.00</b>	<b>0.00</b>	<b>0</b>






(1)(b) SHYAMKAMAL INVESTMENTS LTD  
category "Promoter and Promoter Group."

Sr.	Name of the shareholder	Details of Shares held		Encumbered shares (*)			Details of warrants		Details of convertible securities		Total shares (including underlying shares assuming full conversion of warrants and convertible securities) as a % of diluted share capital
		Number of shares held	As a % of grand total (A)+(B)+(C)	No.	As a percentage (VI)-(VII)/(III)*100	As a % of grand total (A)+(B)+(C) of sub-clause (I)(a)	Number of warrants held	As a % total number of warrants of the same class	Number of convertible securities held	As a % total number of convertible securities of the same class	
No.	(II)	(III)	(IV)	(V)	(VI)	(VII)	(IX)	(X)	(XI)	(XII)	
1	RENU KEDIA	10000	0.12	0	0.00	0	0.000000	0	0.000000	0	0.12
2	SHYAM KEDIA	10000	0.12	0	0.00	0	0.000000	0	0.000000	0	0.12
3	SUBHKARAN KEDIA HUF	10000	0.12	0	0.00	0	0.000000	0	0.000000	0	0.12
4	SUBHKARAN RAMKUMAR KEDIA	5010	0.06	0	0.00	0	0.000000	0	0.000000	0	0.06
<b>Total</b>		<b>35010</b>	<b>0.42</b>	<b>0</b>	<b>0.00</b>	<b>0</b>	<b>0.000000</b>	<b>0</b>	<b>0.000000</b>	<b>0</b>	<b>0.42</b>



(D)(c)(i) **SHYAMKAMAL INVESTMENTS LTD**  
category "Public" and holding more than 1% of the total number of shares

Sr. No.	Name of the shareholder	Number of shares held	Shares as a percentage of total number of shares {i.e., Grand Total (A)+(B)+(C) indicated in Statement at para (I)(a) above}	Details of warrants		Details of convertible securities		Total shares (including underlying shares assuming full conversion of warrants and convertible securities) as a % of diluted share capital
				Number of warrants held	As a % total number of warrants of the same class	Number of convertible securities held	% w.r.t total number of convertible securities of the same class	
1	BHARAT KUMAR VIMAL HARI HALAN	250000	3.02	0	0.000000	0	0.000000	3.02
2	HANSRAJ VIMAL HARI HALAN	250000	3.02	0	0.000000	0	0.000000	3.02
3	SARITA VIMAL HARI HALAN	250000	3.02	0	0.000000	0	0.000000	3.02
4	VEDIKA AJAY KUMAR HALAN	250000	3.02	0	0.000000	0	0.000000	3.02
5	NILESH CHHOTALAL BOTADRA	400000	4.83	0	0.000000	0	0.000000	4.83
6	BHAVNA NILESH BOTADRA	400000	4.83	0	0.000000	0	0.000000	4.83
7	NILESH CHHOTALAL BOTADRA HUF	200000	2.41	0	0.000000	0	0.000000	2.41
8	SHIVKUMAR DHANUKA	250000	3.02	0	0.000000	0	0.000000	3.02
9	SHIVKUMAR DHANUKA HUF	250000	3.02	0	0.000000	0	0.000000	3.02
10	ANKIT CHOUDHARY	250000	3.02	0	0.000000	0	0.000000	3.02
11	PRATIK CHOUDHARY	250000	3.02	0	0.000000	0	0.000000	3.02
12	SHIKHA CHOUDHARY	250000	3.02	0	0.000000	0	0.000000	3.02
13	RAVINDER SHROFF	250000	3.02	0	0.000000	0	0.000000	3.02
14	ANAND RAMAKANT CHOKHANI HUF	250000	3.02	0	0.000000	0	0.000000	3.02
15	SUMIL TATIWALA	100000	1.21	0	0.000000	0	0.000000	1.21
16	SANCHIT TATIWALA	100000	1.21	0	0.000000	0	0.000000	1.21
17	SHWETA TATIWALA	100000	1.21	0	0.000000	0	0.000000	1.21
18	SAPNA TATIWALA	100000	1.21	0	0.000000	0	0.000000	1.21
19	ABHA SINGHANIA	200000	2.41	0	0.000000	0	0.000000	2.41
20	HARSHWARDHAN SINGHANIA	100000	1.21	0	0.000000	0	0.000000	1.21
21	VINOD SINGHANIA	150000	1.81	0	0.000000	0	0.000000	1.81
22	GUNWANT KUMAR SOHANLAL KHERODIYA	250000	3.02	0	0.000000	0	0.000000	3.02
23	SACHIN SUMATILAL KARNAVAT	250000	3.02	0	0.000000	0	0.000000	3.02
24	ASHOK B JIWRAJKA	250000	3.02	0	0.000000	0	0.000000	3.02
25	DILIP B JIWRAJKA	250000	3.02	0	0.000000	0	0.000000	3.02
26	SURENDRA B JIWRAJKA	250000	3.02	0	0.000000	0	0.000000	3.02
27	HEMLATA VIRENDRA JAIN	250000	3.02	0	0.000000	0	0.000000	3.02



28	SUREKHA DILKHUSH JAIN	150000	1.81	0	0.000000	0	0.000000	0	0.000000	1.81
29	KALPESH R VARIA HUF	150000	1.81	0	0.000000	0	0.000000	0	0.000000	1.81
30	ALKA S PUNAMIYA	150000	1.81	0	0.000000	0	0.000000	0	0.000000	1.81
31	SHASHI N PUNAMIYA	150000	1.81	0	0.000000	0	0.000000	0	0.000000	1.81
32	MAHENDRA C JAIN HUF	150000	1.81	0	0.000000	0	0.000000	0	0.000000	1.81
33	LAXMIDEVI B SURANA	150000	1.81	0	0.000000	0	0.000000	0	0.000000	1.81
34	DR. AMOL RANJEETDESHMUKH	350000	4.22	0	0.000000	0	0.000000	0	0.000000	4.22
35	KISHORE R DOSHI HUF	250000	3.02	0	0.000000	0	0.000000	0	0.000000	3.02
36	RISHABH GUPTA	100000	1.21	0	0.000000	0	0.000000	0	0.000000	1.21
37	SAURABH GUPTA	100000	1.21	0	0.000000	0	0.000000	0	0.000000	1.21
38	GAURAV GUPTA	100000	1.21	0	0.000000	0	0.000000	0	0.000000	1.21
39	SUNIL DATWANI	150000	1.81	0	0.000000	0	0.000000	0	0.000000	1.81
	<b>Total</b>	<b>8050000</b>	<b>97.10</b>	<b>0</b>	<b>0.000000</b>	<b>0</b>	<b>0.000000</b>	<b>0</b>	<b>0.000000</b>	<b>97.10</b>



**(D)(c)(ii) SHYAMKAMAL INVESTMENTS LTD**  
**PAC) belonging to the category "Public" and holding more than 5% of the total number of shares of the company**


Sr. No.	Name(s) of the shareholder(s) and the Persons Acting in Concert (PAC) with them	Number of shares	Shares as a percentage of total number of shares {i.e., Grand Total (A)+(B)+(C) indicated in Statement at para (D)(a) above}	Details of warrants		Details of convertible securities		Total shares (including underlying shares assuming full conversion of warrants and convertible securities) as a % of diluted share capital
				Number of warrants	As a % total number of warrants of the same class	Number of convertible securities held	% w.r.t total number of convertible securities of the same class	
1	NIL	0	0.000000	0	0.000000	0	0.000000	0.000000
<b>Total</b>				<b>0</b>	<b>0.000000</b>	<b>0</b>	<b>0.000000</b>	<b>0.000000</b>



*(Handwritten signature)*

**SHYAMKAMAL INVESTMENTS LTD**  
**(D)(d) Statement showing details of locked-in shares**

Sr. No.	Name of the shareholder	Number of locked-in shares	Locked-in shares as a (%) percentage of total number of shares {i.e., Grand Total (A)+(B)+(C) indicated in Statement at para (D)(a) above}	Promoter / Promoter Group / Public



*[Handwritten signature]*



**SHYAMKAMAL INVESTMENTS LTD**

**(II)(a) Statement showing details of Depository Receipts (DRs)**

Sr. No.	Type of outstanding DR (ADRs, GDRs, SDRs, etc.)	Number of outstanding DRs	Number of shares underlying outstanding DRs	Shares underlying outstanding DRs as a percentage of total number of shares {i.e., Grand Total (A)+(B)+(C) indicated in Statement at para (D)(a) above}
1	NIL	Nil	Nil	Nil
<b>Total</b>		0	0	0



**SHYAMKAMAL INVESTMENTS LTD**

**(II)(b) Statement showing Holding of Depository Receipts (DRs), where underlying shares held by 'promoter/promoter group' are in excess of 1% of the total number of shares**

Sr. No.	Name of the DR Holder	Type of outstanding DR (ADRs, GDRs, SDRs, etc.)	Number of shares underlying outstanding DRs	Shares underlying outstanding DRs as a percentage of total number of shares {i.e., Grand Total (A)+(B)+(C) indicated in Statement at para (I)(a) above}
1	NIL		Nil	Nil
<b>Total</b>			<b>0</b>	<b>0</b>



Sr.No	Notes
1	80,50,000 Equity shares are allotted to non-promoters on preferential basis. Trading permission for such shares is not received from the Stock Exchange.
2	80,50,000 equity shares allotted to the non- promoters will be locked- in for one year from the date of receiving the trading approval.
3	
4	
5	
6	
7	
8	
9	